

hama®

00055609



Mini Vibration Loudspeaker »FD-500«

00055609-01.07 BC-US www.hama.com

Operating instructions

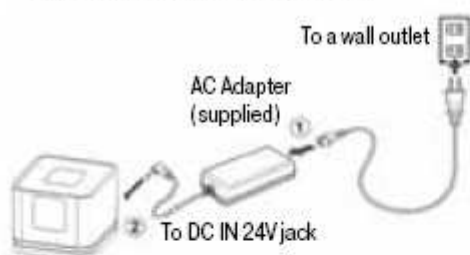
For the safety use of the FD-500, please read the instruction book before you use the FD-500, and make sure look up the instruction book during using. The FD-500 transfer the music signal to the vibration, connect it to any music resource, then it can turn any solid surface (wood, glass) into a speaker, the sound effect will be different from different material. The FD-500 adopts the antimagnetic design, you can use it anywhere.

Characteristic:

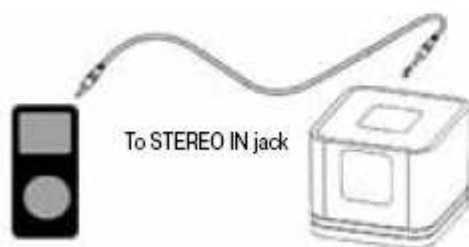
up-to-date vibrating technology,
full functional remote control,
bass and treble control,
stand-by volume memory,
loudness function,
metal shell.

USE THE FD-500

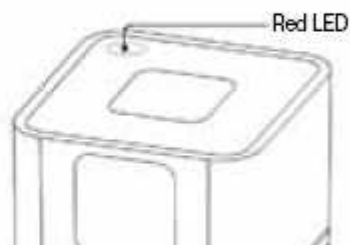
1. Connect the AC adapter to the FD-500.
Connect the AC adapter to the FD-500's DC IN 24V plug jack, then plug in the AC POWER.



2. Connect the Audio frequency connecting wire to the FD-500 and the sound resource. Plug the small end (2.5mm) to the STEREO IN of the FD-500, while the bigger end plugged to your sound resource (CD MP3 MD NOTEBOOK etc.)

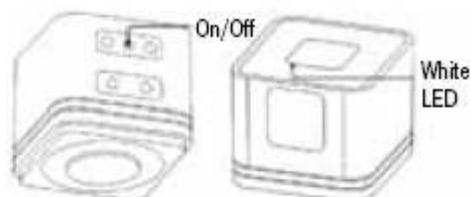


3. Check the red light is bright or not when stand-by

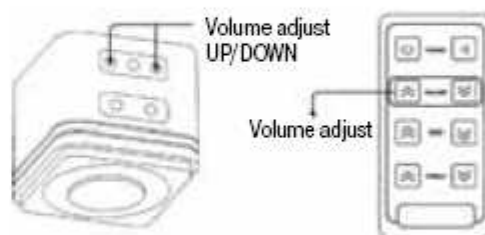


4. Put FD-500 on any solid surface, (for example: desk, tea table, wood shelf, you will find the magic vibration technology brings you special taste, different material different sound effect)

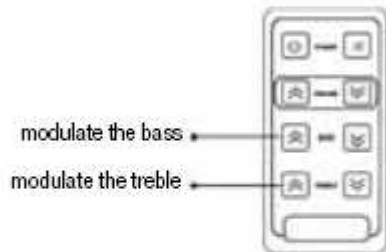
5. The key Off and on about FD-500.
(red indicating light turn to white), push the key ON/OFF softly, or use the POWER key on the controller



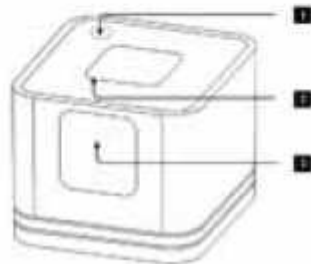
6. The modulate of volume, the key UP, DOWN beside the POWER key or the VOLUME key on the controller.



7. You can modulate the BASS and TREBLE on the controller.

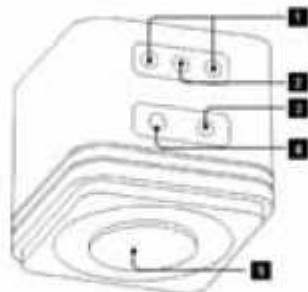


The front of host machine



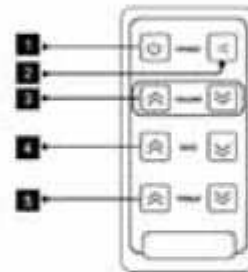
1. the stand-by indicating light of the host machine(bright when the power on)
2. the working indicating light of the host machine(bright when starting up)
3. control acceptor window

The back of host machine



1. [UP DOWN] modulate the volume
2. [ON/OFF] open&close the host machine
3. DC IN 24V INPUT plug jack connect AC adapter
4. STEREO IN connect your sound resource
5. Contact surface, put on any solid surface

FD-500 full functional controller



1. [power]open or close the host machine
2. loudness off&on
3. modulate the volume
4. modulate the bass
5. modulate the treble

Warning

Read the manual carefully and check all product items you received before use.

Take care not to place the product in extremely humid atmosphere, avoid heavy vibration and falling down. Gently take and place the transducer when in use.

Avoid hard pressing of the transducer

Make sure that the transducer contacts well to the sounding media such as table surface to avoid sound distortion or low volume.

Do not pull the plug when playing to avoid possible damages to the internal electric circuit of the amplifier.

When playing in mild volume, a little temperature rise on the surface of amplifier is normal. But if the temperature is too high, please tune down the volume to protect your amplifier.

SPECIFICATION :

Exact vibrating driver standard: B20

Power: 20w

Frequency response:100Hz-20KHz

Size: 60X60X50mm

Weight: 550g

DC IN 24V 2.5mm STEREO IN plug jack

AC adapter: 100-240V 50/60HZ

Sound resource : NOTEBOOK PC IPOD MP3 MD CD